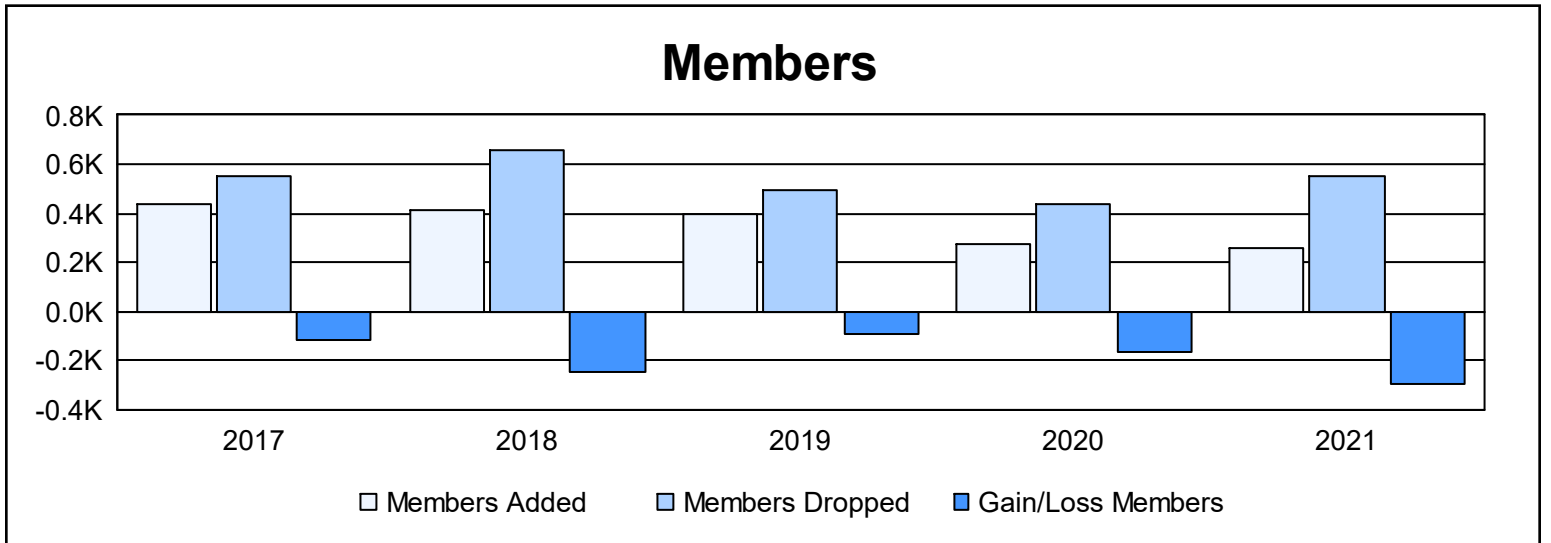
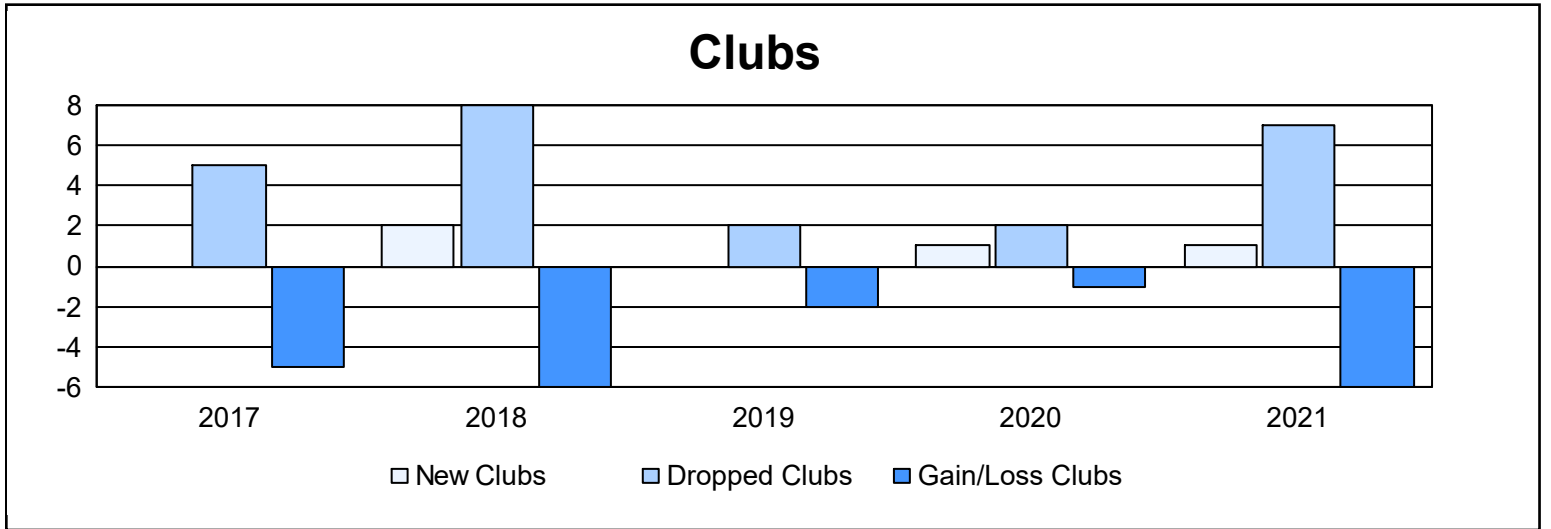


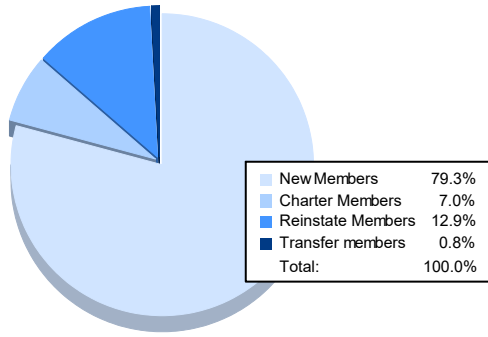
Multiple District 8

As of June 2021 Cumulative

| Year | New Clubs | Dropped Clubs | Gain/ Loss Clubs | New Members | Charter Members | Reinstate Members | Transfer Members | Total Member Added | Total Members Dropped | Gain/ Loss Members |
|----------------|-----------|---------------|------------------|-------------|-----------------|-------------------|------------------|--------------------|-----------------------|--------------------|
| 2016-2017 | 0 | 5 | -5 | 396 | 3 | 19 | 18 | 436 | 553 | -117 |
| 2017-2018 | 2 | 8 | -6 | 296 | 88 | 12 | 13 | 409 | 659 | -250 |
| 2018-2019 | 0 | 2 | -2 | 341 | 24 | 29 | 5 | 399 | 494 | -95 |
| 2019-2020 | 1 | 2 | -1 | 212 | 31 | 25 | 9 | 277 | 439 | -162 |
| 2020-2021 | 1 | 7 | -6 | 203 | 18 | 33 | 2 | 256 | 554 | -298 |
| Average | 1 | 5 | -4 | 290 | 33 | 24 | 9 | 355 | 540 | -184 |



Membership Composition June 2021 Cumulative



Gender Composition June 2021 Cumulative

